

Since : 2015



- **NEW ELEVATORS • INSTALLATION**
- **MAINTENANCE • RENOVATION**



TOTAL SOLUTION FOR ELEVATORS

• PASSENGER • MRL • HOME • HYDRAULIC • HOSPITAL • CAPSULE • CAR • GOODS • ESCALATORS



OTHER SERVICES

- Optical Interactive Display Board.
- Automated Parking Barrier Gate.
- Generator (DG Set) Supplier.
- Modular Kitchen & Interiors.
- Building Exterior ACP Elevation Work.
- CCTV Camera & Networking, Security Fire Alarm System, Access Control, Attendance System.

BEST QUALITY
DEALS
WORKMANSHIP
SERVICE
RELATION

ABOUT US

HIGHRISE LIFT & VENTURES was established in 2015. The company is formed to offer the best experience by developing and delivering solutions that enable people to move smoothly, safely, comfortably and without waiting in buildings in an increasingly urbanizing environment. H.L.A.V. provides innovative and eco-efficient solution for elevators, escalators and automatic building doors. We support our customers in every step in the way from design and installation to maintenance and modernization.

Our commitment to customers is present in all H.L.A.V. solution. This makes us a reliable partner through the out life-cycle of the building. We challenge the conventional wisdom of the industry. We are fast, flexible and we have a well-deserved reputation as a technology developer with such innovations as and when required.

OBJECTIVE

Our modern life, full of benefit from the advance of civilization, is always attended with a lot of danger. We believe enterprises should meet customers' comfortable life and safety at the same time and understand that when products and services of a company cannot satisfy customers' needs and convenience, the company will lose the meaning of existence.

H.L.A.V. has been grown and developed by customers' encouragement and support, our promise, we will do all our best to accomplish the worth of human life and create a much better future, performing our corporate philosophy. "Customer First" and contributing to improvement of elevator safety and customers' comfortable life by means of pursuing the best quality products and services with the spirit of artisanship.

PRODUCT RANGE

CABIN

- Mild Steel Cabin.
- Stainless Steel Cabin.
- Glass Cabin.
- Wooden Cabin.

RANGE OF DOORS

- Collapsible Door.
- Steel Glass Wooden/Swing Doors.
- Telescopic Manual Doors.
- Centre Opening Auto Door.
- Side Opening Auto Door.
- Imperforated (IFG) Doors.
- Glass Panel Automatic Doors.

SPECIAL FEATURES

- Variable Voltage/ Variable Frequency Drive (V3F 30% Power Saving).
- Automatic Rescue Device (ARD).
- Floor Announcement System.
- Touch LOP & COP.
- Fireman Safety Alarm.
- Emergency Alarm.
- Tele Calling System.
- Designer Cabin & Fall Ceiling.
- Over Load Device

OUR FEATURES

- Quick Installation.
- After Sales & Services.
- Quality Product.
- 24x7 Service Available.
- Service Attend Within 3 Hours .
- All Type of Lift Maintenance (With Yearly Contract).


PERSONALIZE YOUR OWN LIFT CHOOSE YOUR DOOR



FULL GLASS DOOR



TELESCOPIC DOOR



AUTO DOOR



**AUTO CENTRE
SMALL VISION DOOR**




**GLASS BIG
VISION DOOR**




**2 FOLD TELESCOPIC
MANUAL & AUTO DOOR**



SWING MANUAL DOOR






IFG MANUAL DOOR



CHANEL DOOR

AUTOMATIC DOOR HEADER




CAPSULE LIFT IMAGES




LOP & COP



FALL CEILING FOR CABIN



FLOORING



WOODEN



PVC



GRANITE

ELEVATOR MODELS



SS GOLDEN CABIN



MS DESIGNER CABIN



SS 304 HIRELINE CABIN



STAINLESS STEEL CABIN

**LESS SPACE
LESS ENERGY
MORE FLEXIBILITY**

MRL ELEVATOR
Machine Roomless Elevator

Brings you a revolutionary concept in the field of elevator to give you absolute freedom in designing-MRL-Machine Room Less Elevator! Our exclusive Machine room less elevators brings aesthetic enhancements for your structure.



GAIRLESS MACHINE

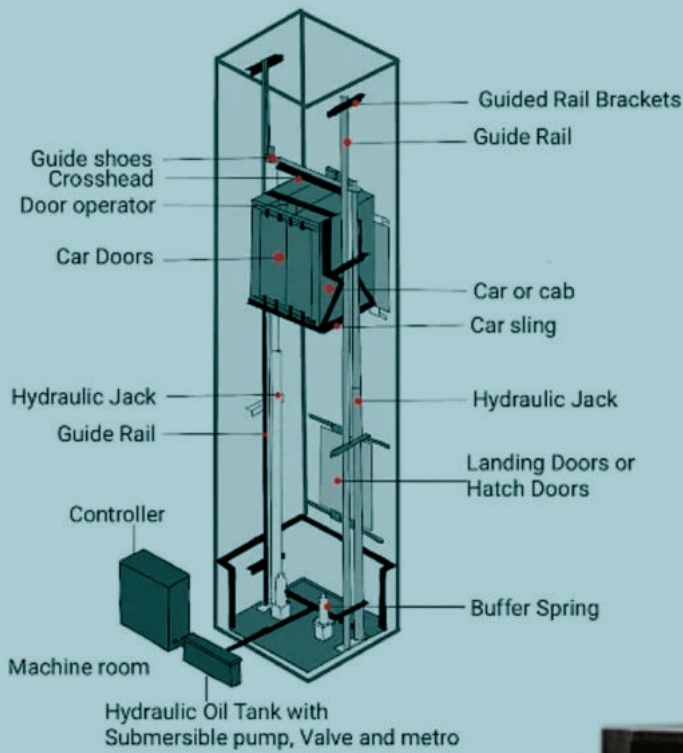


MACHINE ROOM LESS



MRL SYSTEM

HYDRAULIC HOME LIFT



CONTROL PANEL



HYDRAULIC POWER PACK

DESIGN CONCEPT

MINIMUM PIT - 300 To 500 MM
NO OVERHEAD,
NO MACHINE ROOM

PNEUMATIC VACUUM LIFT AVAILABLE

**BIG IDEAS
REVOLUTIONIZE
THE WORLD**

**5 Years
Warranty &
Maintenance
Free**

INNOVATIVE SOLUTION

By using Pneumatic Technology® to generate areas of higher and lower pressure within the cylinder hoistway, Pneumatic Elevators combine a vertical cylinder with a fully enclosed car that smoothly moves up and down through air suction and gravity.

What advantages do Pneumatic Elevators offer?

Not requiring a pre-construction shaft, pit or machine room, Pneumatic Elevators simply rest on the existing ground floor, offering more flexibility of installation while optimizing space within the home.

With minimal pre-construction requirements, Pneumatic Elevators are quick & easy to install with installations being completed in as little as 2 - 3 days.

A plug & play system requiring a 220 volt power supply, these eco-friendly elevators utilize very few moving parts during operation and have minimal maintenance requirements with no harmful oils, gases or lubricants utilized for operation.

Certified for up to 5 stops or 50 feet in total rise, Pneumatic Elevators are custom built to the height of each home with three different sizes available to meet your projects spatial and installation requirements.





CAR LIFT



HOSPITAL LIFT



SERVICE GOODS LIFT

LIFT COMPONENTS



MRL CONTROL PANEL



ARD



CONTROL PANEL



V3F
Variable Voltage
Variable Frequency Drive



OVER SPEED GOVERNOR



ELEVATOR T GUIDE RAIL



ELEVATOR ROPE

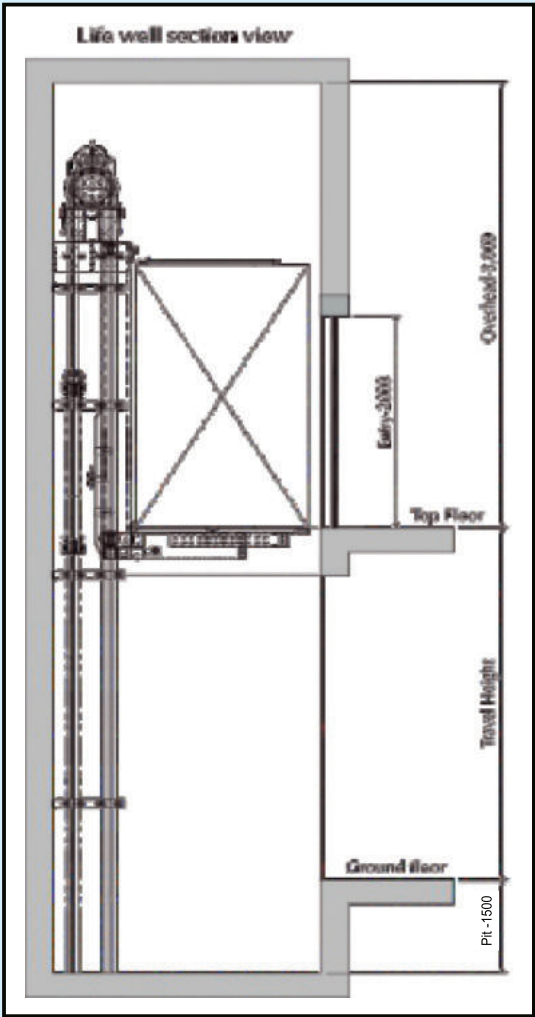
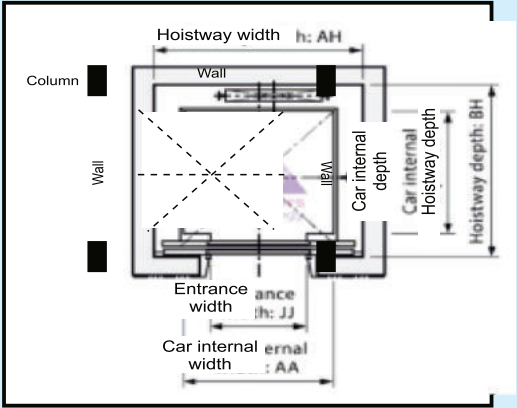


LIMIT SWITCH



**ROPE SENSOR
(MULTI ROPE TYPE)**

PARAMETERS FOR ELEVATORS



MRL

MANUAL DOOR						
LOAD		LIFT WELL		CAR INSIDE		ENTRANCE
PERSON	WEIGHT	WIDTH	DEPTH	WIDTH	DEPTH	
IN KG.		A	B	C	D	E
4	272	1600	1250	1100	700	700
5	340	1600	1300	1100	850	750
6	408	1670	1370	1100	1000	750
8	544	1800	1600	1300	1100	750
10	680	1850	1800	1350	1300	1000
13	884	2500	1600	2000	1100	1000
16	1088	2500	1800	2000	1300	1000
20	1360	2500	2050	2000	1550	1000

AUTOMATIC DOOR						
LOAD		LIFT WELL		CAR INSIDE		ENTRANCE
PERSON	WEIGHT	WIDTH	DEPTH	WIDTH	DEPTH	
IN KG.		A	B	C	D	E
4	272	1600	1250	1100	700	700
6	408	1900	1650	1100	1000	800
8	544	1900	1900	1300	1100	800
10	680	1900	2000	1350	1300	800
13	884	2500	1900	2000	1100	1000
16	1088	2500	2000	2000	1300	1000
20	1360	2500	2300	2000	1550	1000

DIMENSIONS IN MM



Regd. & Corporate Office :- Plot No. DK-3/22, Opp. SBI Bank, Danish Kunj, Kolar Road, Bhopal MP 462042

Email : highriselift05@gmail.com, Website : www.highriseelevatorsindia.com

Sales Inquiry +91-75 666 567 81

Service Helpline No. & Whatsapp +91-95 227 000 22

Our Network

Madhya Pradesh & Chhattisgarh

• Bhopal • Indore • Gwalior • Jabalpur • Raipur • Bhilai • Durg

Follow Us

